



EUROPEANS AND THE 2009 EUROPEAN ELECTIONS

EB70 - Autumn 2008
RESULTS FOR SWEDEN

EU27

Number of Interviews: 26,618
Fieldwork Dates: 6th Oct. - 6th Nov. 2008

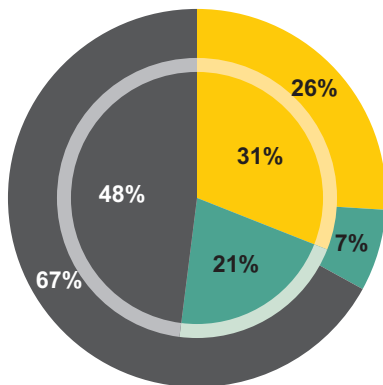
SE

Number of Interviews: 1,002
Fieldwork Dates: 13th Oct. - 3rd Nov. 2008

Methodology: Face-to-face

1. INTEREST AND PROBABILITY OF VOTING IN THE 2009 EUROPEAN ELECTIONS

QD3 In your opinion, when will the next European elections be held, here in (OUR COUNTRY)?



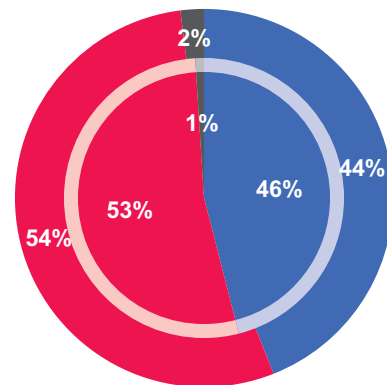
Evolution Aut. 2008 - Spr. 2008

EU			SE		
EB70	Diff EB70-EB69		EB70	Diff EB70-EB69	
26%	+10		31%	+7	
7%	-2		21%	-1	
67%	-8		48%	-6	

2009
Others
Don't know

EU27 Outer pie SE Inner pie

QD4 The next European elections will be held in June 2009. How interested or disinterested would you say you are in these elections?



Evolution Aut. 2008 - Spr. 2008

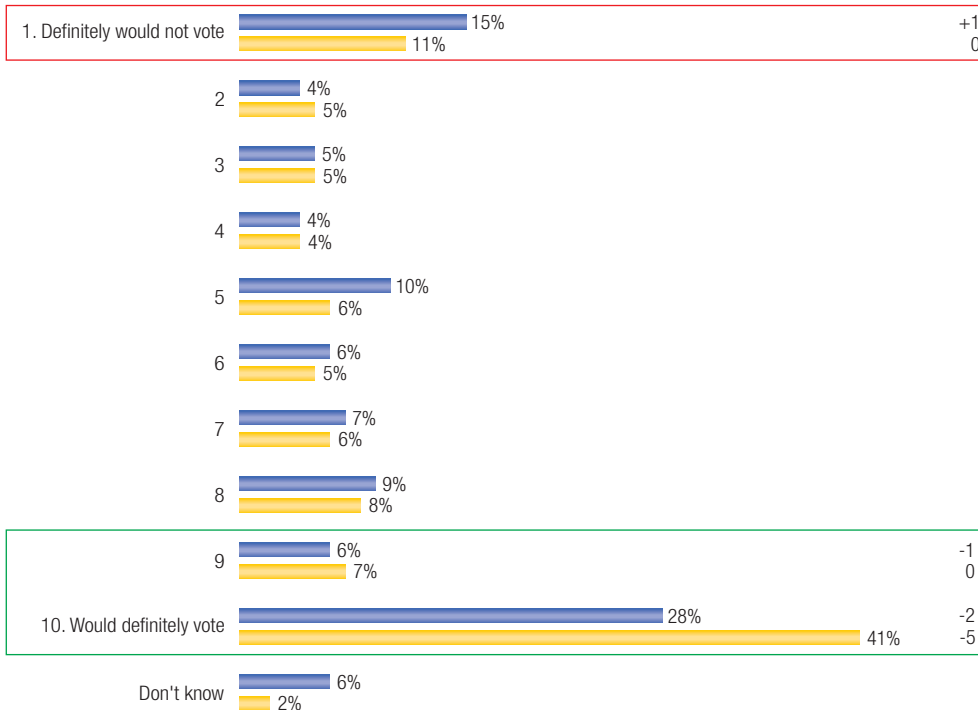
EU			SE		
EB70	Diff EB70-EB69		EB70	Diff EB70-EB69	
44%	-2		46%	-4	
54%	+3		53%	+5	
2%	-1		1%	-1	

Interested
Not interested
Don't know

EU27 Outer pie SE Inner pie

QD5 Can you tell me on a scale of 1 to 10 how likely it is that you would vote in the next European elections in June 2009?

Evolution Aut. 2008 - Spr. 2008



Socio-demographic breakdown

	Definitely would not vote	
	EU27	SE
Total	15%	11%
Gender		
Male	15%	10%
Female	15%	12%
Age		
15 - 24	23%	25%
25 - 39	13%	7%
40 - 54	12%	8%
55 +	14%	10%

EU27
SE

Don't know



EUROPEANS AND THE 2009 EUROPEAN ELECTIONS

EB70 - Autumn 2008
RESULTS FOR SWEDEN

EU27
Number of Interviews: 26,618
Fieldwork Dates: 6th Oct. - 6th Nov. 2008

SE
Number of Interviews: 1,002
Fieldwork Dates: 13th Oct. - 3rd Nov. 2008
Methodology: Face-to-face

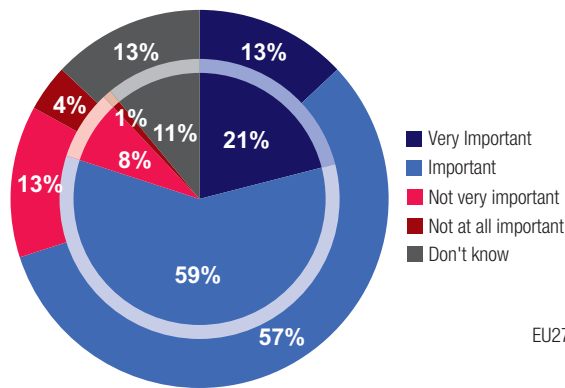
2. VOTING CRITERIA AND PREFERRED CAMPAIGN THEMES

QD6T Main themes for the next European elections

	Evolution Aut. 2008 - Spr. 2008			
	EU		SE	
	EB70	Diff EB70-EB69	EB70	Diff EB70-EB69
Economic growth	51%	+6	52%	+9
Unemployment	49%	+2	55%	+10
Inflation and purchasing power	47%	+6	27%	+2
Crime	33%	-4	52%	-2
The future of pensions	33%	+1	17%	+2
Immigration	29%	-3	31%	-4
The fight against climate change	29%	-4	65%	-7
Terrorism	28%	-7	29%	-10

*other themes quoted by less than 20% of respondents at EU level

QD9 In your opinion, is the role played by the European Parliament in the life of the European Union...?

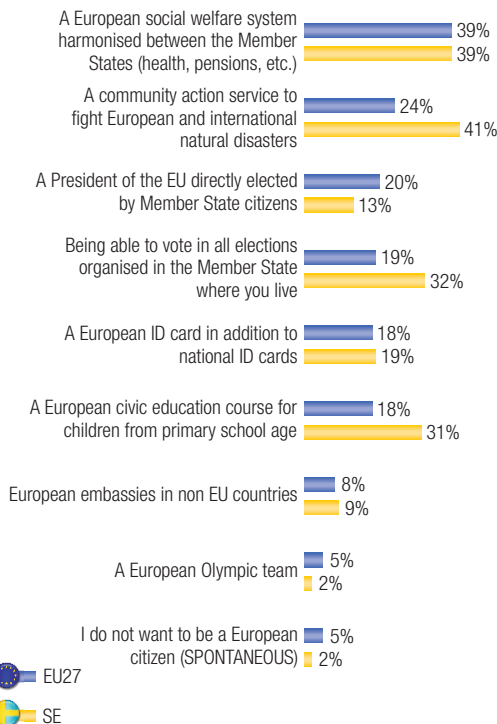


	EU		SE	
	EB70	Diff EB70-EB68	EB70	Diff EB70-EB68
Very Important	13%	-5	21%	-4
Important	57%	0	59%	+3
Not very important	13%	+2	8%	+1
Not at all important	4%	+2	1%	-1
Don't know	13%	+1	11%	+1

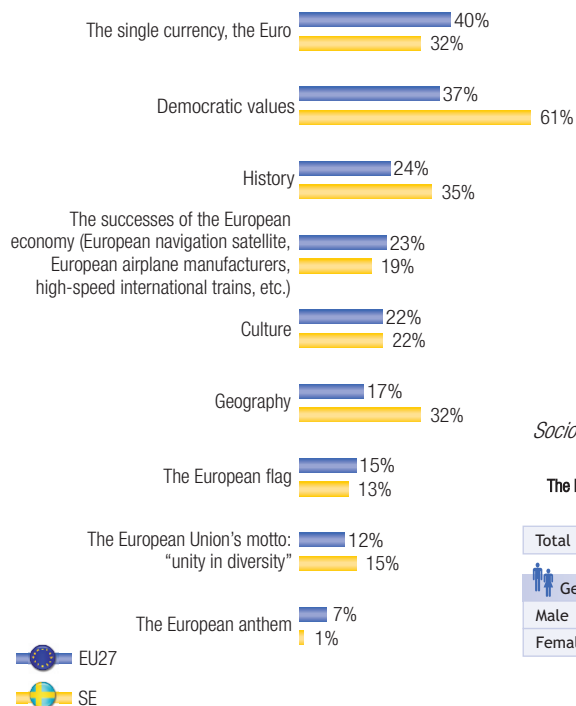
EU27 Outer pie SE Inner pie

3. IDENTITY AND CITIZENSHIP

QD20 Which of the following elements would strengthen the most your feeling about being a European citizen?



QD21 The European identity can be composed of several elements. In your opinion, which of the following are the most important elements that go to make up the European identity?



Socio-demographic breakdown

	EU27	SE
The Euro		
Total	40%	32%
Gender		
Male	42%	34%
Female	38%	30%